

THE STAGE DOESN'T
MOVE UP AND DOWN



HIGH PRECISION PROFILE PROJECTORS (WITHOUT EDGE DETECTOR)




ISP-AZ3020

- Adjust the focus by ascending and descending the projector head, the stage doesn't move up and down
- Maximum workpiece weight 30kg


OPTIONAL ACCESSORY




lens



rotary table
(glass plate diameter 100mm)



overlay chart (protractor with 1°
graduation, radius with 1mm increment)



holder with clamp



swivel center support




V-block with clamp



50mm reading scale
(check magnification accuracy)



300mm calibration scale (check
magnification accuracy together
with 50mm reading scale or
calibrate measuring accuracy)











green/yellow filter



demo sample

SPECIFICATION

Code		ISP-AZ3010	ISP-AZ3020	ISP-AZ3025	ISP-AZ3030	ISP-AZ3040	
Edge detector		not included					
Lens	magnification	10X (included)	20X (optional)	50X (optional)	100X (optional)		
	view field	Ø30mm	Ø15mm	Ø6mm	Ø3mm		
	working distance	77.7mm	44.3mm	38.4mm	25.3mm		
Max. workpiece height		90mm	90mm	90mm	90mm		
Magnification accuracy		±0.08%					
Image		erect image					
Projector screen		diameter: Ø300mm					
		rotation range: 0°~360°, resolution: 1" or 0.01°					
		reference lines: cross-hairs					
Stage	metal stage size	354×228mm	404×228mm	450×280mm	500×330mm	606×466mm	
	glass stage size	210×160mm	260×160mm	306×196mm	321×221mm	450×350mm	
	X-Y stage travel range	150×100mm	200×100mm	250×150mm	295×195mm	400×300mm	
	resolution	0.5μm					
	accuracy	(3+L/75)μm L is the measuring length in mm					
	Z (focus) travel range	100mm					
	max. load capacity	30kg					
Illumination		contour illumination: 24V/150W halogen lamp, brightness is adjustable					
		surface illumination: 24V/150W halogen lamp					
Data processing unit	display	X-Y stage travel, screen rotation					
	output	RS232C					
	function		measure coordinate of point				
			measure coordinate of line				
			measure center coordinate, radius of circle with three points				
			measure distance between two objects				
			measure angle with four points or two lines				
			set origin of coordinate				
			coordinate transform				
	set midpoint of coordinate						
Power supply		110/220V, 50/60Hz					
Dimension (W×D×H)		780×780×1100mm	780×780×1100mm	810×780×1120mm	900×780×1120mm	1040×780×1120mm	
Weight		160kg	160kg	180kg	180kg	250kg	

STANDARD DELIVERY

Main unit	1 pc
10X lens with half-reflection mirror and oblique illuminator mirror	1 pc
Overlay chart clip	4 pcs
Foot-switch	1 pc
Blue filter	1 pc
Anti-dust cover	1 pc

OPTIONAL ACCESSORY

20X lens with half-reflection mirror and oblique illuminator mirror	ISP-A5000-LENS20X
50X lens with half-reflection mirror	ISP-A5000-LENS50X
100X lens with half-reflection mirror	ISP-A5000-LENS100X
Rotary table (for ISP-AZ3010/3020)	ISP-A5000-TABLE
Rotary table (for ISP-AZ3025/3030)	ISP-A5001-TABLE
Rotary table (for ISP-AZ3040)	ISP-A5003-TABLE
Swivel center support (for ISP-AZ3020/3025)	ISP-A5000-SUPPORT

Swivel center support (for ISP-AZ3010)	ISP-A4500-SUPPORT
Overlay chart	ISP-A5000-CHART
Holder with clamp	ISP-A5000-HOLDER
V-block with clamp	ISP-A5000-VBLOCK
50mm reading scale	ISP-A5000-SCALE50
300mm calibration scale	ISP-A5000-RULE
Green filter	ISP-A5000-GR-FILTER
Yellow filter	ISP-A5000-YE-FILTER
Demo sample	ISP-A5000-DEMO